



powered by  OptionEyes, LLC

### Getting Started:

1. Downloading *TradeHawk* from [www.mytradehawk.com](http://www.mytradehawk.com)
2. Login to the system
3. Authorize the system to connect to your Tradier Brokerage Account

Contact us at [info@optioneyes.com](mailto:info@optioneyes.com)

Support: 872.529.6033

### Important Information

The content of this manual and any videos, pictures, and literature, in written, oral, or electronic form are courtesy of OptionEyes, LLC ("OptionEyes"). *TradeHawk* software is a product of and owned by OptionEyes, LLC. This information is not a solicitation for the purchase or sale of securities. Readers and viewers are encouraged to conduct their own research and due diligence, and/or obtain professional advice, prior to making any investment decision. Third-party vendors and suppliers are provided directly on an informational basis. OptionEyes is not responsible for their content, services or products. The statements and opinions contained in this message are not those of OptionEyes, and OptionEyes disclaims any liability for or arising from such statements and opinions.

Please be advised that options carry a high level of risk and are not suitable for all investors. To view a copy of the Options Disclosure Document, please visit the The Options Clearing Corporation website at [www.optionclearing.com](http://www.optionclearing.com).

The material, data and information (collectively "OptionEyes Information") that is available from OptionEyes is intended for informational purposes only; is subject to change at any time; is not intended to provide tax, legal or investment advice; and does not constitute a solicitation or offer to purchase or sell securities. OptionEyes Information is believed to be reliable, but OptionEyes does not warrant its completeness or accuracy and OptionEyes assumes no duty to update such information.

## Getting Started: Login

Welcome to **TradeHawk**, your efficient, intuitive, and easy-to-use stock and options trading and risk management system. Please follow these easy steps to begin trading!

### Download the **TradeHawk** software:

1. Visit us at [www.mytradehawk.com](http://www.mytradehawk.com)
2. Click the SIGN UP tab
3. Fill out the form with a valid email (this email will serve as your username)
4. Choose SIGN UP
5. The software will begin downloading on your browser's lower task bar
6. Once finished, choose Open and follow the prompts to download the software to your desktop

**\*Note:** if your computer has anti-virus software running, you may have to enable the anti-virus software to accept the TradeHawk.exe file.

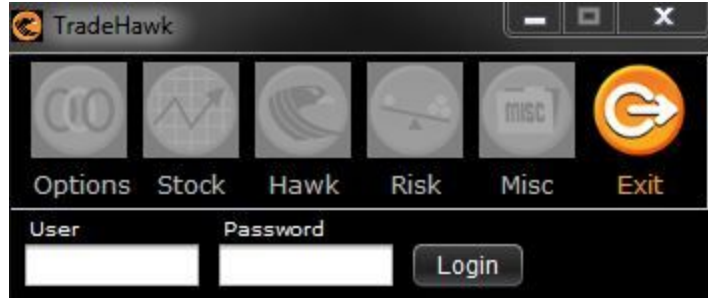
### Log In

After successfully downloading the software from the web, the system will create a **TradeHawk** logo on your computer like the one below:

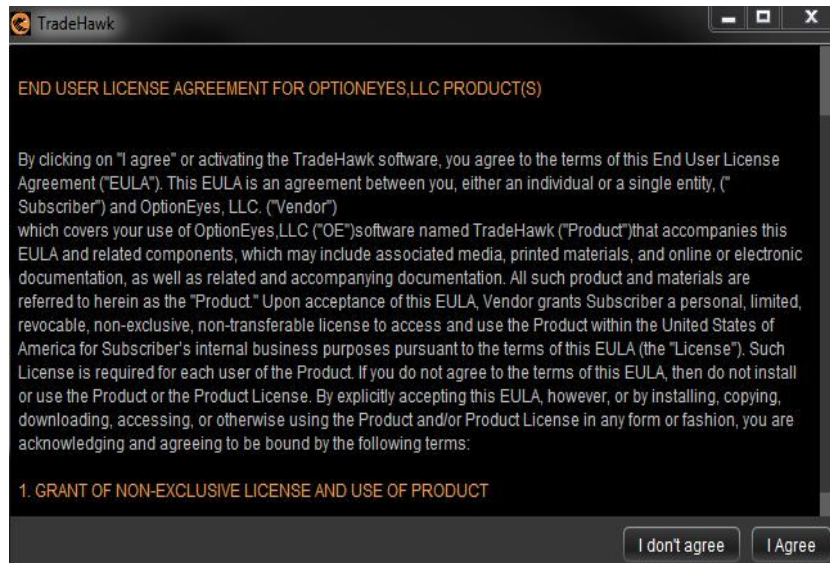
1. Double click the **TradeHawk** logo on your desktop



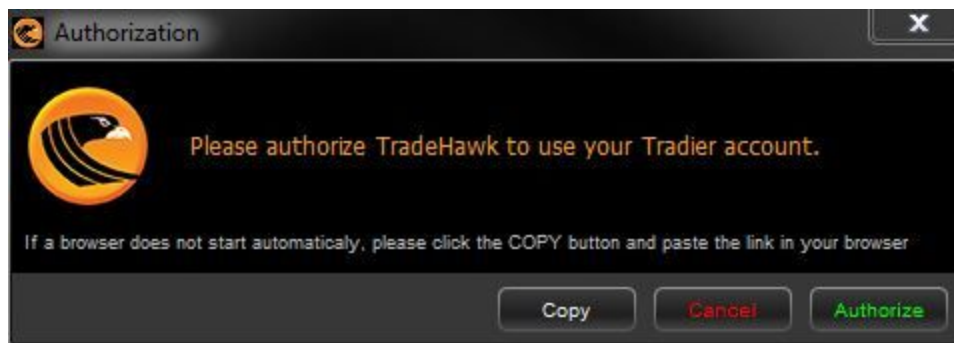
2. A login menu will appear...enter your **TradeHawk** username and password



3. Hit the Login button or Enter on your keyboard. You will be given a disclaimer:




4. If you agree, choose "I Agree". Next, to approve TradeHawk to access your Tradier Brokerage Account, you will be asked to authorize:




5. Click on the green Authorize button. You will be taken to the Tradier Brokerage login screen which looks like this:

## Investor login

Please login to your Tradier Brokerage investment account.

 Username

 Password

[Forgot your password?](#)

[Don't yet have an investment account? Signup here >](#)

6. Enter your Tradier Username and Password (if you do not have an account, choose sign up here > to open an account.

7. Next, you may be asked by Tradier for verification with two questions. Answer the questions correctly and choose Verify:

## What is the shortest month of the year?

- April
- December
- June
- February
- May
- None of the above

---

[Log out](#)

8. You will be granted access to your Tradier Account and greeted with this page:

Welcome,

You are requesting access to your Tradier Brokerage account to:

- **Read** - Read-only access to information including accounts, balances, positions, orders and watchlists
- **Write** - Update and manage watchlists
- **Trade** - Place, modify and cancel orders on your account
- **Market** - Request exchange-based market data
- **Stream** - Stream exchange-based market data

from **TradeHawk**.

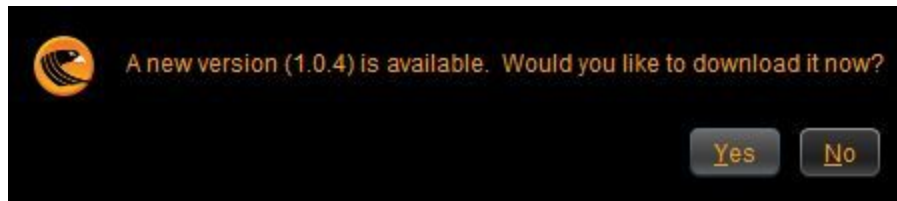
By approving access, you acknowledge and validate that orders placed, modified and/or canceled through TradeHawk were placed and/or authorized by you and are binding upon you by Tradier Brokerage, Inc.

No Thanks

Approve Access

9. Choose the Approve Access button.

10. If a new version of **TradeHawk** is available, you will be asked if you would like to download it now:



- If you would like the latest version, choose Yes. This choice will take you to the website. Once there, choose the Download tab, enter your email and zip code, and click the Download button:

# Download

Fill out the form below to download a copy of  
TradeHawk

**DOWNLOAD**

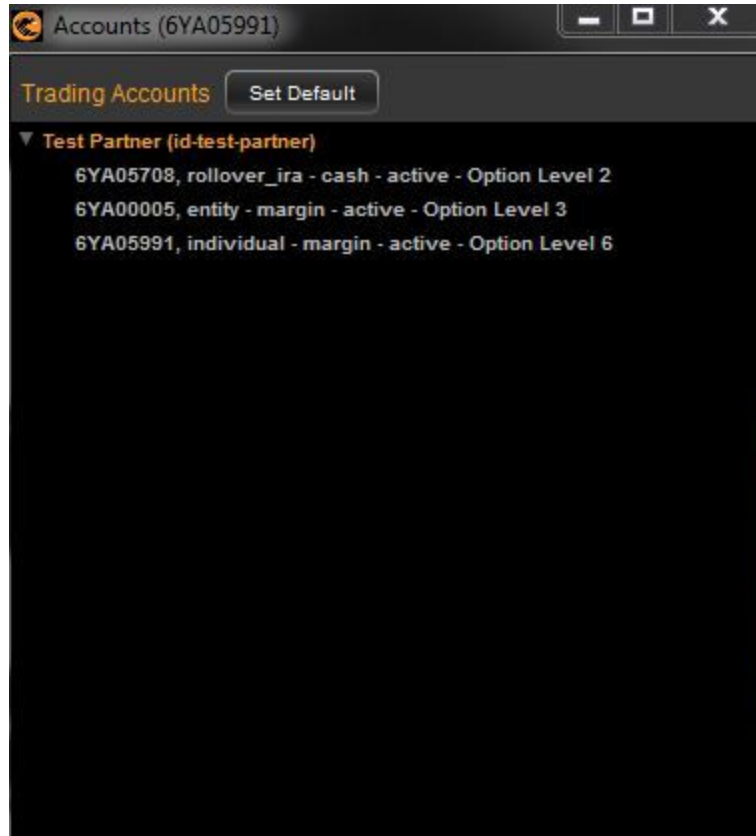
The download will begin in the bottom left of your browser. When finished, choose Open

- The Installer Wizard will take you through the steps to download **TradeHawk**.
- For first time installation, make sure to choose “Install a **TradeHawk** icon” when asked.

11. When this process is complete, you will get the **TradeHawk** Main Menu:



**IMPORTANT:** When you enter the system for the first time, you MUST choose a Default Account. Click the Risk tab on the Main Menu. Toggle down to Trading Accounts, this screen will appear:



Choose your default account, and click the SET DEFAULT button. This action will close the window. Now, you're ready to trade!

Each icon gives you various choices for designing your trading screen layout; however, the easiest and quickest way to get trading is to open the **TradeHawk**, or Central Command Center. Tap on the Hawk icon and choose Hawk Command Center.

The system will load the Central Command Center giving you the following windows and templates:

- Balances from your Tradier Account
- Wisp: the **TradeHawk** Options Montage
- Stock Tower: vertical tower for stock trading
- Option Ticket: used to place individual option trades. Shows where the NBBO market exists
- Spread Builder: the complex or multi-legged (up to 4 legs) spread ticket
- Risk Portfolio: real-time display of your portfolio's Greek risk and P&L
- Charts: analysis tool used for stock charting

- What If?: risk simulator to view your position's risk characteristics. Also allows to send simulated spreads and option orders to the What If for analysis. Offers the user the ability to change time, volatility, and interest rates.
- Cost Basis: shows the cost basis of all of your trades. Can be filtered by stock class.
- History: shows all of your activity in your chosen account.
- VolWorkshop (beta): curve setting and skew analysis for individual expirations within a stock class.
- Order Log: main trade log of open orders, fills, etc. Cancel and modify stock, options, and spreads from this template.
- Twitter: sign in to your Twitter account and send and view Tweets
- Watch List: create your own watchlist of stocks of interest. Click on a symbol to change the Chart and Stock Tower to that symbol.
- Most Actives: a display of dollar (\$) gainers and losers, percent (%) gainers and losers, and high volume stocks.
- Event Log: a display of the activity that occurs in your account based on open orders, trades, fills, cancels, and rejects.
- Sirocco: proprietary stock scanner that uses proprietary signals that alert a user to unusual movement or levels in a stock.\*

These templates are conveniently laid out in our TradeHawk Default Options Layout. Check out our video and/or instruction manual on creating and saving layouts at [www.mytradehawk.com](http://www.mytradehawk.com).





is a fully owned product of:



Chicago

Austin

[www.mytradehawk.com](http://www.mytradehawk.com)

Contact us: [info@optioneyes.com](mailto:info@optioneyes.com)

Support: 872.529.6033

Phone: 847.496.4173

**\* Important Information:** any signals, alerts, and/or color coding produced by **TradeHawk** are owned by OptionEyes, LLC and a service of **TradeHawk**. Any information as a signal, alert, and/or any color code is not a solicitation for the purchase or sale of securities. Readers and viewers are encouraged to conduct their own research and due diligence, and/or obtain professional advice, prior to making any investment decision. Please be advised that options carry a high level of risk and are not suitable for all investors. To view a copy of the Options Disclosure Document, please visit the The Options Clearing Corporation website at [www.optionclearing.com](http://www.optionclearing.com).